



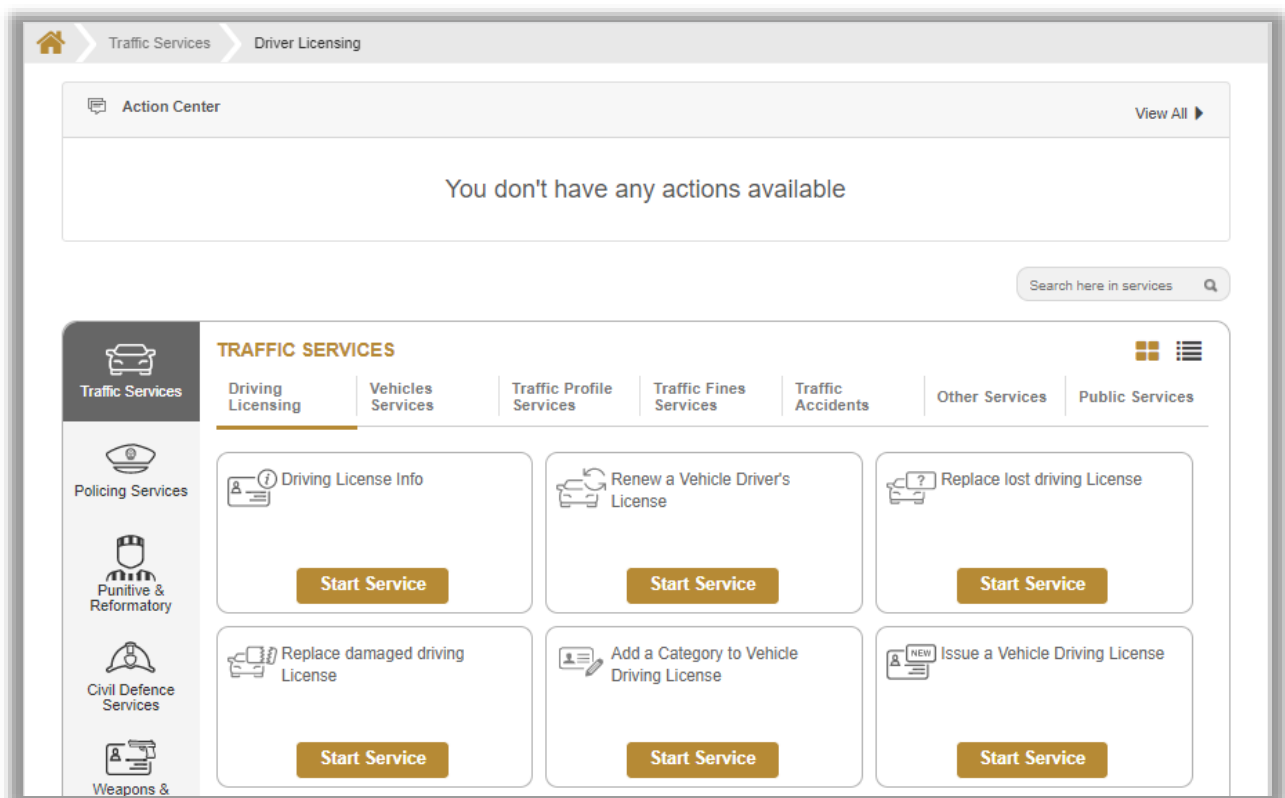
**Ministry of Interior**

**United Arab Emirates**

**Renew a Vehicle Driver's  
License**



1. To apply for renewal of a vehicle driving license, choose **renew a vehicle driver's license** service from the list of driving license services that lay under the traffic services list then click on **start service** button.





2. In case there are no restriction or fines on your license, service and delivery fees will be displayed .You have to upload **new personal image**, add your **address details** then click on **next** button.

Restrictions

Service Fees

Online Payment Gateway

Step: Service Fees

Search...

No.	Description	Amount (AED)
1	--	300
2	DELIVERY SERVICE FEES	35
Total Amount (AED)		335 AED

Showing 1 to 2 of 2 entries

Image should be less than 2,048kb in size and of types JPG or PNG only.

Upload new personal image. \*

Upload

To continue, Please fill your address :

Note: Will be delivered within 72 hours (Addresses inside UAE only).

Emirate/Region \*

Please Select

Address \*

Please Enter Address

Enter text: your delivery address.

Mobile No. \*

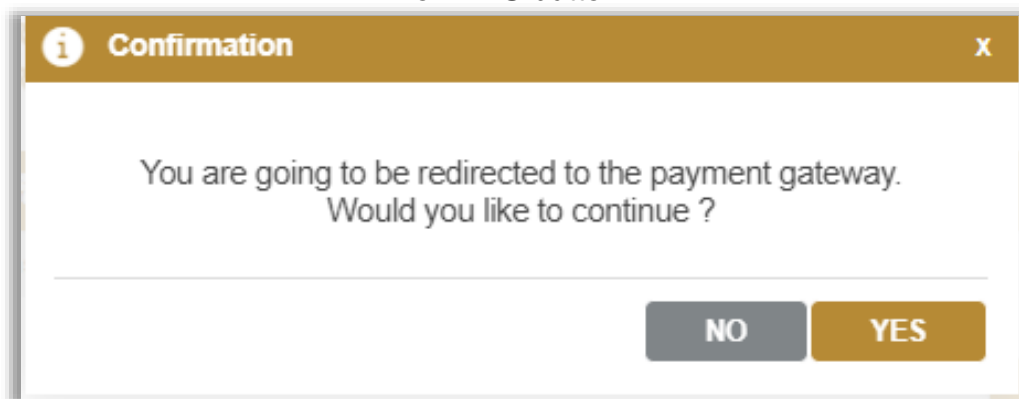
0508006209

ex. 05xxxxxxxx, +9715xxxxxxxx, 009715xxxxxxxx

Next



3. To confirm the move to the payment gateway, click on YES button.



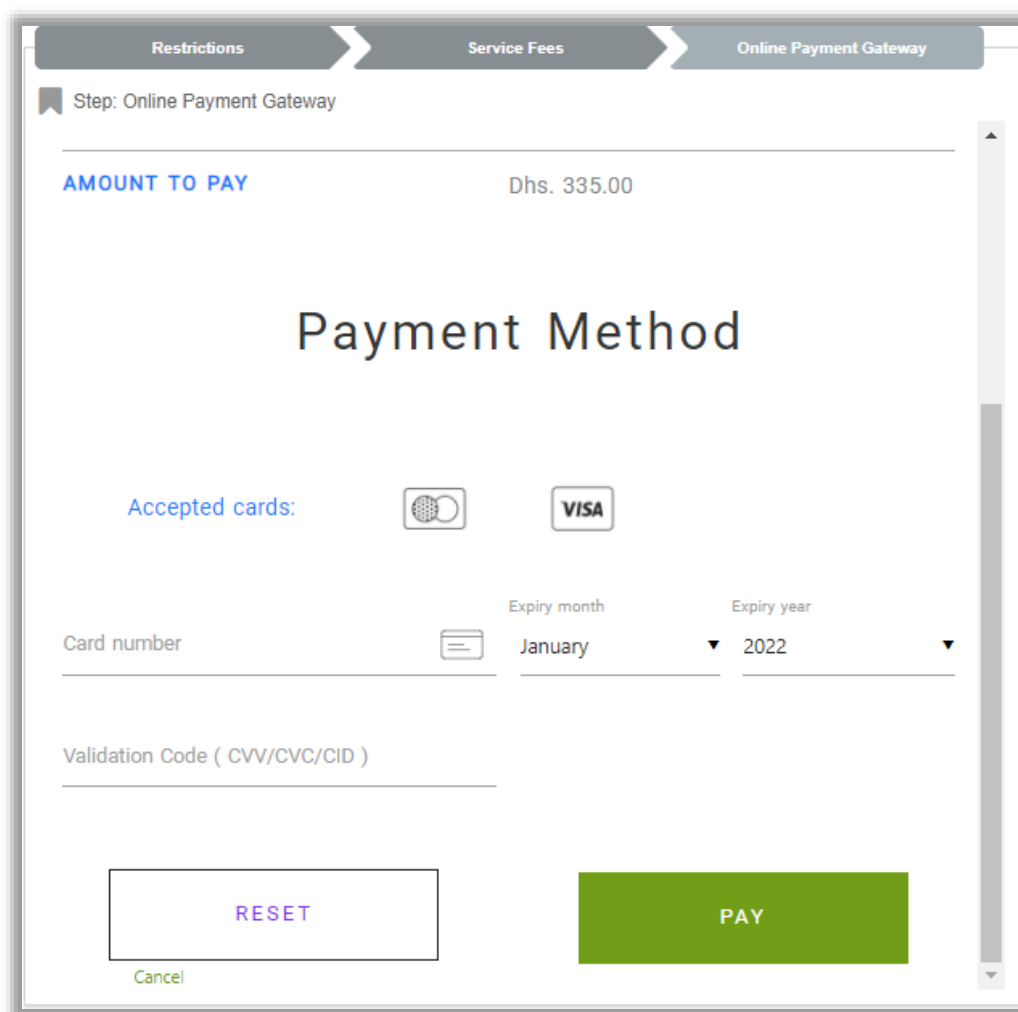
A confirmation dialog box with a brown header bar containing an information icon and the word "Confirmation". The main text asks for confirmation to be redirected to the payment gateway. At the bottom right are "NO" and "YES" buttons.

**Confirmation**

You are going to be redirected to the payment gateway.  
Would you like to continue ?

NO YES

4. To pay the fee, enter the required data and then click on **Pay** button.





A payment form titled "Payment Method" with a progress bar at the top showing "Restrictions", "Service Fees", and "Online Payment Gateway". The current step is "Online Payment Gateway". It displays the amount to pay as Dhs. 335.00. Below, it shows accepted cards (MasterCard and Visa). The form includes fields for card number, expiry month (January), expiry year (2022), and a validation code (CVV/CVC/CID). At the bottom are "RESET", "PAY", and "Cancel" buttons.


Restrictions Service Fees Online Payment Gateway

Step: Online Payment Gateway

AMOUNT TO PAY Dhs. 335.00

## Payment Method

Accepted cards:  

Card number  Expiry month January Expiry year 2022

Validation Code ( CVV/CVC/CID )

RESET PAY

Cancel



5. Evaluate your service experience through happiness meter screens

A screenshot of a happiness meter interface. The title is 'How was your service experience?'. Below it, instructions say 'Hold and swipe to the face that best represents your level of happiness.' To the right is a large yellow smiley face. At the bottom, there is a horizontal slider bar with a yellow dot in the middle. The left end of the bar is labeled 'Not at all happy' and the right end is labeled 'Completely happy'.

Payment has been done successfully, payment receipt info is displayed as well as the receipt attachment.

A screenshot of a payment result screen. At the top, there are three tabs: 'Restrictions', 'Service Fees', and 'Online Payment Gateway'. Below the tabs, it says 'Step: Online Payment Gateway'. A section titled 'Payment Result' shows a green box with the text 'Payment has been done successfully' and a green checkmark. Below this, 'License Receipt information:' is displayed. A table shows the following details: Receipt No. 1111111111, Receipt Date. 18/11/2019, and Receipt Time. 12:00 AM. At the bottom, there is a link 'View Receipt Please click here'.